

1. FLOW MAY BE IN EITHER DIRECTION
2. VALVE SHAFT WILL MEET OR EXCEED AWWA C504 REQUIREMENTS
3. REFERENCE C504 FOR FLANGES (250B) AND DRILLING (ANSI 250)
4. ASME B16.1 CL250 FLANGES W/ RAISED FACE & STANDARD DRILLING
5. 90 TURNS TO CLOSE
6. (36) 2" BOLTS ON EACH FLANGE (8 THREADED HOLES. 2"-4 UNC, 2 1/4" MIN. THREAD DEPTH)
7. OPERATED BY 27" HANDWHEEL
8. RATED FOR 250psi WORKING PRESSURE

THIS DWG. AND ALL INFORMATION IS OUR PROPERTY AND SHALL NOT BE USED, COPIED, OR REPRODUCED WITHOUT WRITTEN CONSENT. DESIGN AND INVENTION RIGHTS RESERVED.



**M&H VALVE COMPANY**

A DIVISION OF McWANE INC.  
P.O. BOX 2088  
ANNISTON, ALABAMA 36202

DWG. NO.

BD42-F43-M2110-11210

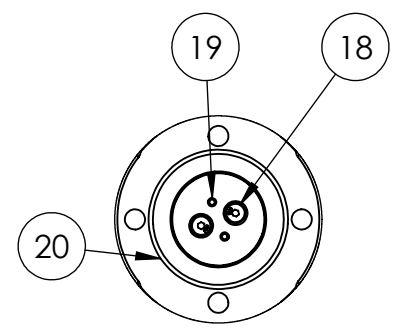
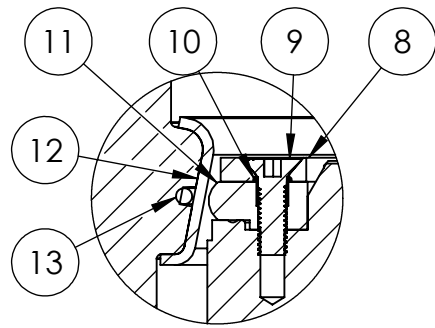
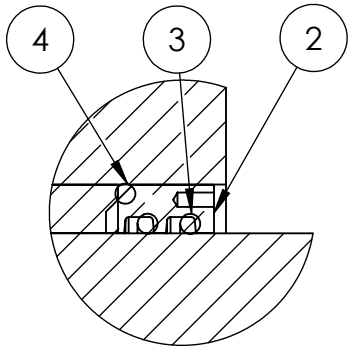
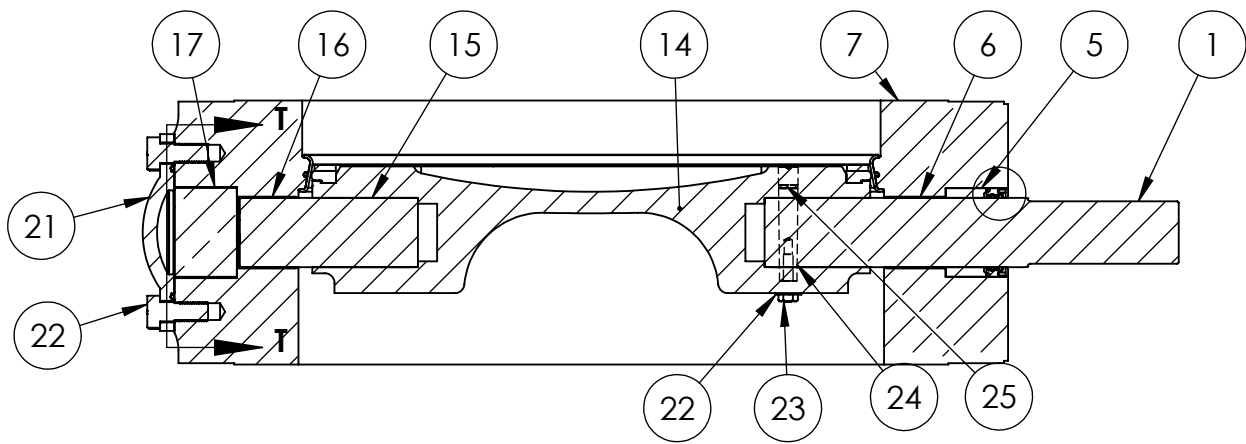
DRAWN: EMW

REV.

DATE: 05/19/2021

-

42" AWWA C504 BUTTERFLY VALVE  
FLANGED ENDS - RATED CL250  
HANDWHEEL OPERATOR - OPEN LEFT



ITEM NO.	DESCRIPTION	MATERIAL
1	OPERATOR SHAFT	630 STAINLESS STEEL, ASTM A-564
2	CARTRIDGE SEAL	BRONZE
3	CARTRIDGE SEAL O-RING (INSIDE)	BUNA-N
4	CARTRIDGE SEAL O-RING (OUTSIDE)	BUNA-N
5	BFV OPERATOR END SPACER	BRONZE
6	UPPER BODY BUSHING	FIBERGLIDE BACKED WITH STAINLESS STEEL
7	VALVE BODY	DUCTILE IRON, ASTM A-536, GR 70-50-05
8	VANE SEAT CLAMP RING	304 STAINLESS STEEL, ASTM A-276
9	VANE CAP SCREW	18-8 STAINLESS STEEL
10	VANE ROLLED WASHER	NYLON
11	VANE SEAT SEAL RING	EPDM
12	BODY RING	316 STAINLESS STEEL, ASTM A-276
13	BODY O-RING	EPDM
14	VANE	DUCTILE IRON, ASTM A-536, GR 70-50-05
15	THRUST SHAFT	630 STAINLESS STEEL, ASTM A-564
16	LOWER BODY BUSHING	FIBERGLIDE BACKED WITH STAINLESS STEEL
17	THRUST BEARING	BRONZE
18	THRUST BEARING CAP SCREW	18-8 STAINLESS STEEL
19	THRUST BEARING SET SCREW	18-8 STAINLESS STEEL
20	END COVER O-RING	EPDM
21	END COVER	DUCTILE IRON, ASTM A-536, GR 70-50-05
22	END COVER BOLTS	18-8 STAINLESS STEEL
23	VANE TAPER PIN WASHER	416 STAINLESS STEEL
24	VANE TAPER PIN BOLT	304 STAINLESS STEEL
25	VANE TAPER PIN	416 STAINLESS STEEL
26	VANE TAPER PIN O-RING	EPDM

THIS DWG. AND ALL INFORMATION IS OUR PROPERTY AND SHALL NOT BE USED, COPIED, OR REPRODUCED WITHOUT WRITTEN CONSENT. DESIGN AND INVENTION RIGHTS RESERVED.



**M&H VALVE COMPANY**

A DIVISION OF McWANE INC.  
P.O. BOX 2088  
ANNISTON, ALABAMA 36202

DWG. NO.  
BBCC-F43-B0000-11110  
DRAWN: EMW  
DATE: 05/04/2021  
REV. -

30"-48" AWWA C504 BUTTERFLY VALVE  
FLANGED ENDS - RATED CL250  
BODY SUB-ASM MATERIAL LIST